

SHINE A LIGHT: CREATING EPUB IN INDESIGN


A COMPREHENSIVE WORKSHOP

BY RON BILODEAU

EMAIL: RON@OREILLY.COM


BLOG: [HTTP://WWW.OREILLYNET.COM/PUB/AU/3771](http://WWW.OREILLYNET.COM/PUB/AU/3771)

WHAT DOES IT TAKE TO PRODUCE GOOD EPUB FROM INDESIGN?



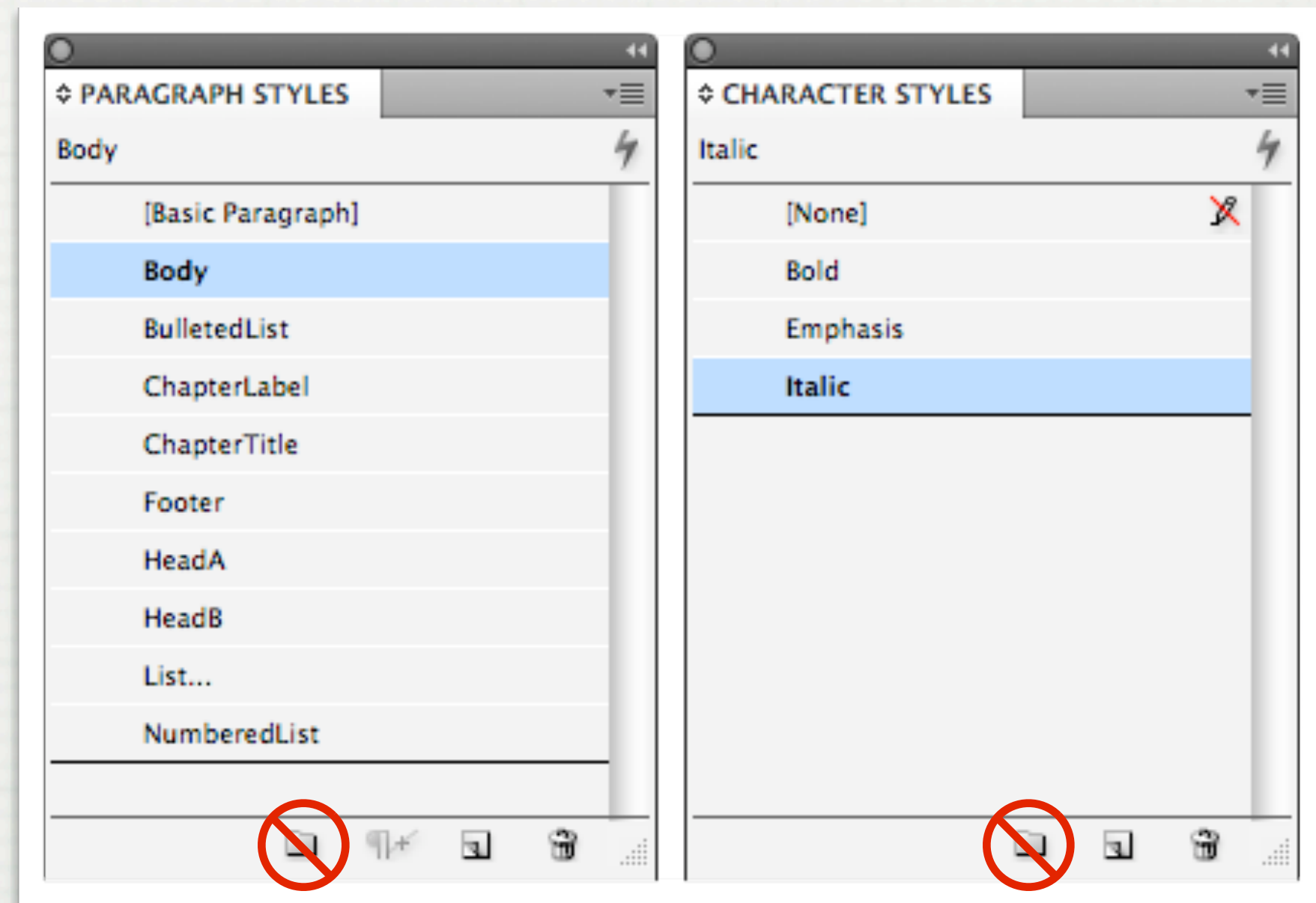
ORGANIZED CONTENT FLOW

SINGLE TEXT FLOW WITH
LINKED FRAMES



CONSISTENT USE OF STYLES

ALWAYS USE PARAGRAPH
AND CHARACTER STYLES
TO STYLE TEXT



*DO NOT USE "STYLE GROUP" SUBFOLDERS TO ORGANIZE GROUPS OF STYLES

PROPER FIGURE PLACEMENT

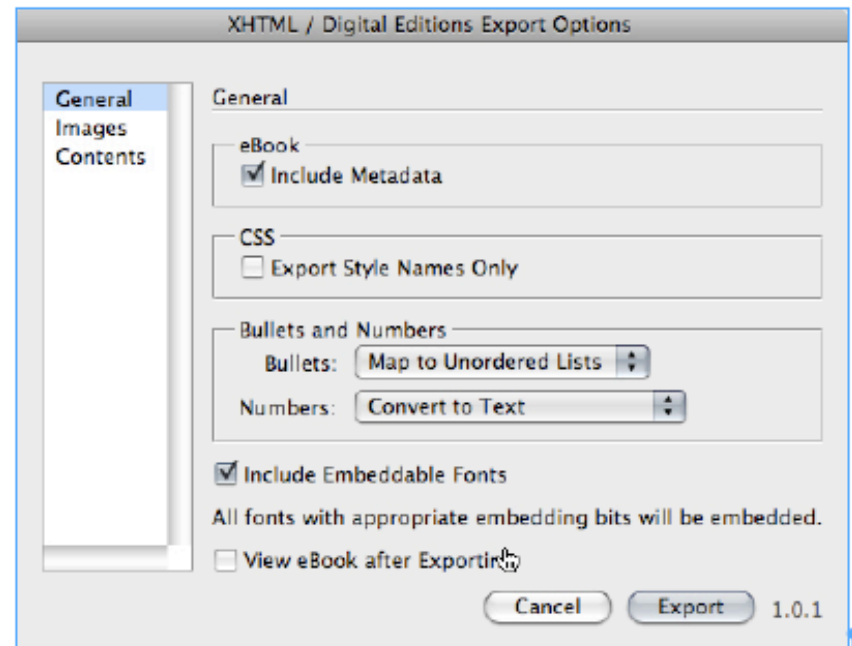
FIGURES MUST BE PLACED ONE OF TWO WAYS:

INLINE

OR

ANCHORED

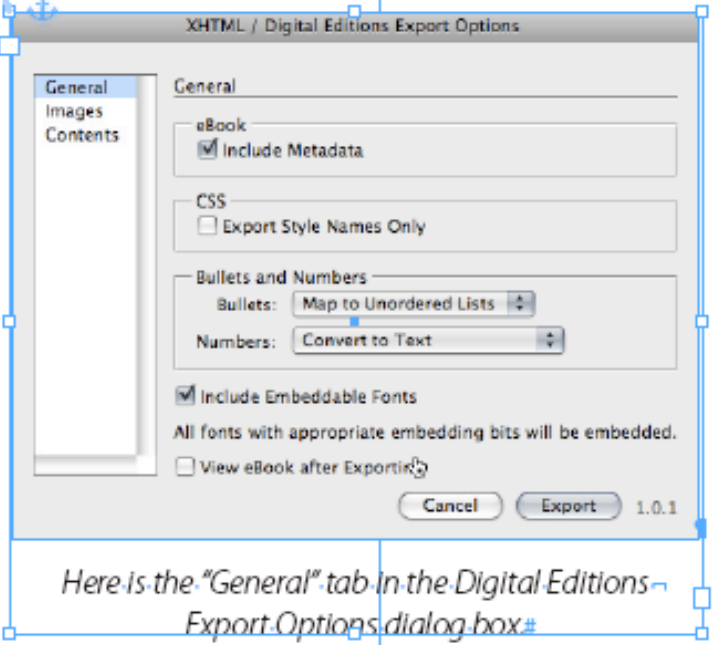
feugait vel incin veliquis nullaor sustin ea ad tat praestio core dolor ilit autet luptat. Ut nullan utpat prat. Ut ulput am vulpute consequat vel ut utate feugait in er ad exerillaorem velis autatis nonsenibh exerostio corero dolesed et vero od min ulputpat. Duisit, conse te ming eugiat, vel dio conse faccum in et veliquat dit iure tat nim nonsent eum nibh eum dolent praesent nonsecte tio od tionsecte dolorperit nim acipit alis nos accum.



Here is the "General" tab in the Digital Editions Export Options dialog box.

volore dolor sum irillaore dolortin velenisit am vel ea feu faci eliquam adipit iure velenis alit pratuerit praessim nibh elit adipsuscin utem ing enisl in henim vero essendreet wis nonse con hendrem veliquatie dunt amet, consequ atummy num zrrillandre minciliquam quam nibh ent dolobore del iure ming eratum ipis num vullum iriure eum vullan hendion ullutet ullamcorem dolorem vercipis nis endreet, volorper sim del eumsandre faci tiscidunt adiam, velesenibh etum alit lam, ver secte digna feuis nulpul luptat, conulla

ilit autet luptat. Ut nullan utpat prat. Ut ulput am vulpute consequat vel ut utate feugait in er ad exerillaorem velis autatis nonsenibh exerostio corero dolesed et vero od min ulputpat. Duisit, conse te ming eugiat, vel dio conse faccum in et veliquat dit iure tat nim nonsent eum nibh eum dolent praesent nonsecte tio od tionsecte dolorperit nim acipit alis nos accum.

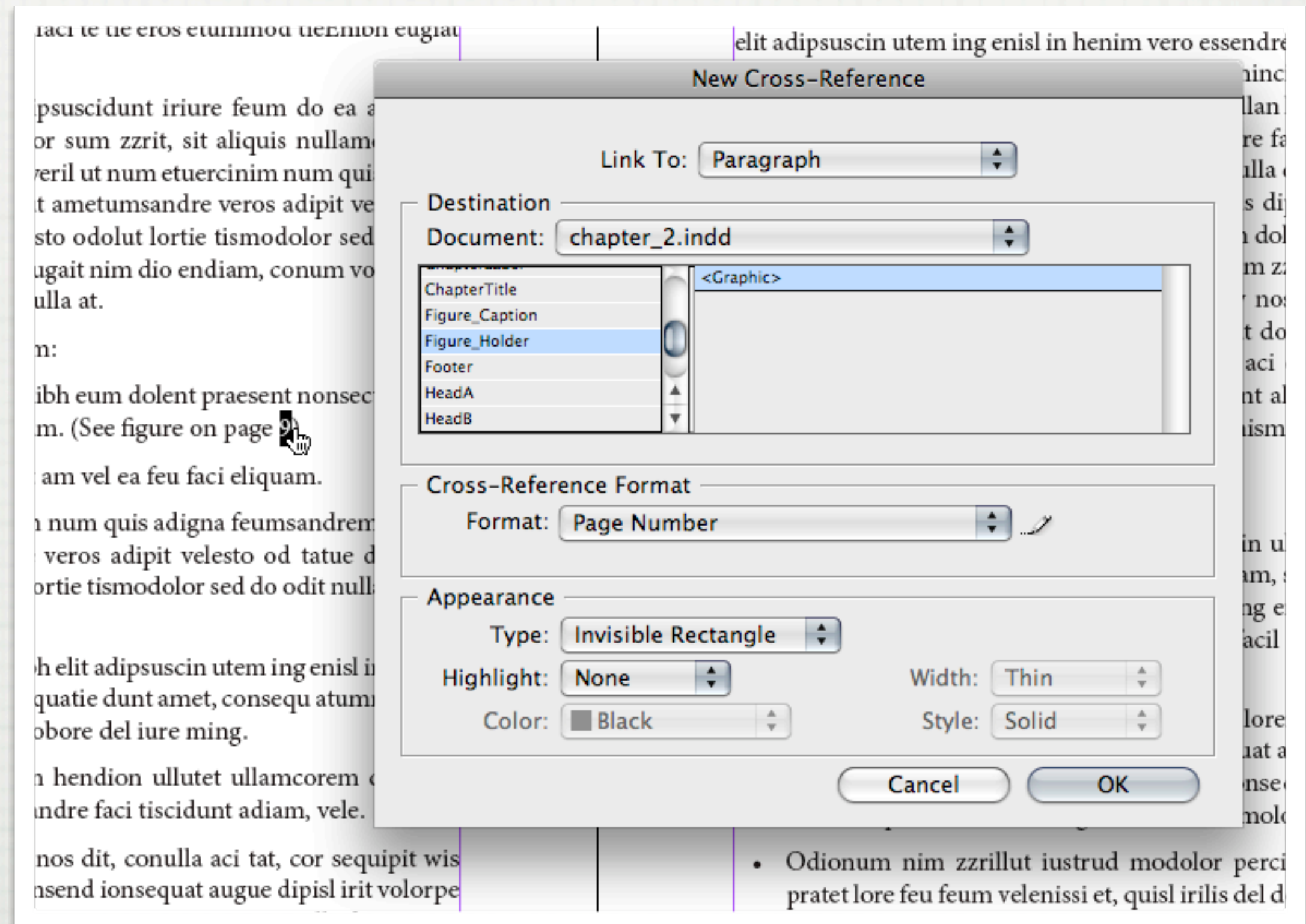


Here is the "General" tab in the Digital Editions Export Options dialog box.

volore dolor sum irillaore dolortin velenisit am vel ea feu faci eliquam adipit iure velenis alit pratuerit praessim nibh elit adipsuscin utem ing enisl in henim vero essendreet wis nonse con hendrem veliquatie dunt amet, consequ atummy num zrrillandre minciliquam quam nibh ent dolobore del iure ming eratum ipis num vullum iriure eum vullan hendion ullutet ullamcorem dolorem vercipis nis endreet, volorper sim del eumsandre faci tiscidunt adiam, velesenibh etum alit lam, ver secte digna feuis nulpul luptat, conulla cor sequatie dolor irit venibh euis el eugue dunt vel irit ing et wis dipisis autatumsan hent alit, commod doloreet nim vel utat. Dolum zrrilissisi tat. Num dolorer in veniat. Nos alit alis ea faci tat ero dolortin utat. Sim del utation sequipit prat am zrrit lamet iusto odolore del delit irilit ad molendre dipsustrud ming et prationummy nosto dignibh esto esto consed

ADDING INTERACTIVITY

- HYPERLINKS:
CS3 AND CS4
- CROSS-REFERENCES:
CS4 ONLY
- BOTH ARE CONVERTED
TO CLICKABLE LINKS
WHEN EXPORTED TO
EPUB



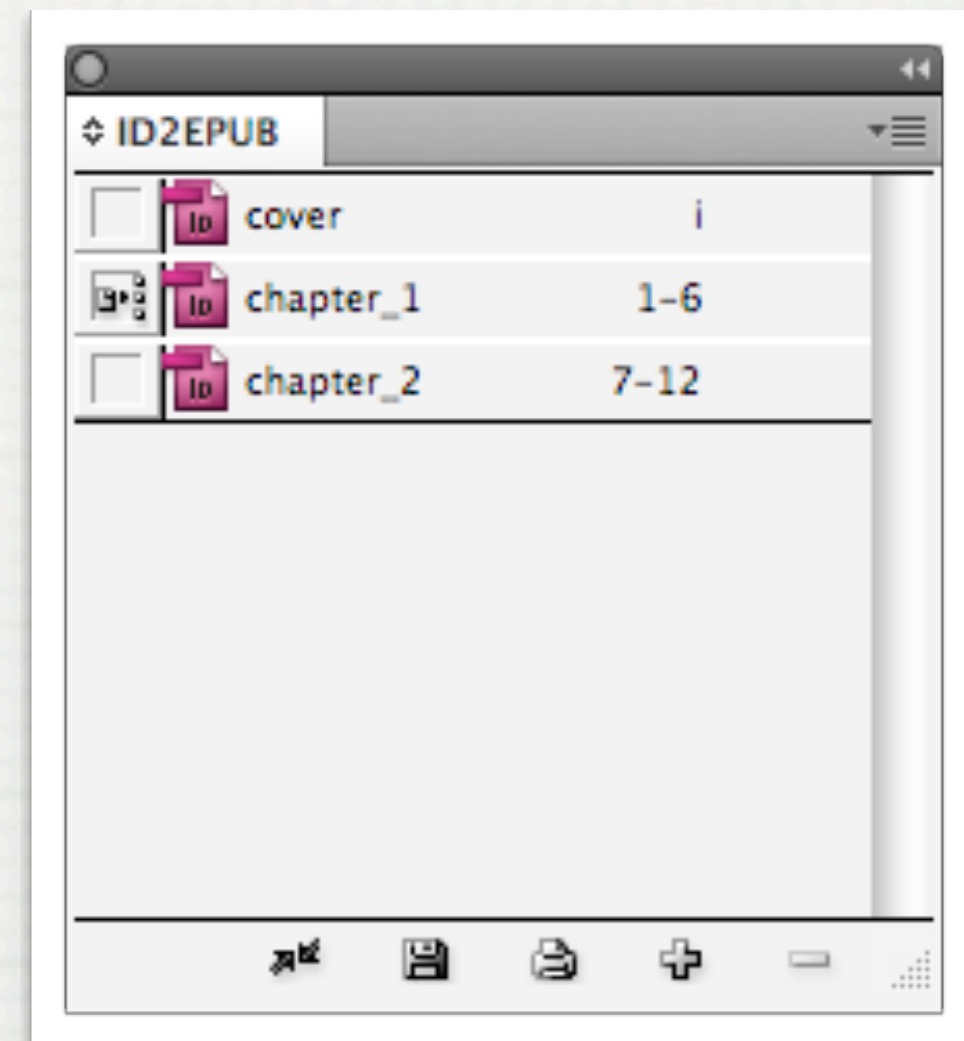
CREATE A BOOK FILE

USE INDESIGN'S BOOK FILE TO
ORGANIZE MULTIPLE CHAPTER FILES

ALSO USED FOR:

EXPORTING MULTIPLE FILES IN 1 STEP

ESTABLISHING THE STYLE SOURCE



INCLUDE METADATA

SAVE METADATA TO THE
STYLE SOURCE WITH
THE "FILE INFO..." OPTION

File Information for chapter_1.indd

Description IPTC Camera Data Video Data Audio Data Mobile SWF Categories Origin ▾

Document Title:

Author:

Author Title:

Description:

Rating: ★ ★ ★ ★ ★

Description Writer:


Keywords:
ⓘ Semicolons or commas can be used to separate multiple values

Copyright Status: ▾

Copyright Notice:

Copyright Info URL:

Created: 11/27/2009 - 1:54 PM Application: Adobe InDesign 5.0
Modified: 12/1/2009 - 2:20 PM Format: application/x-indesign

Powered By 

▾

SET UP THE EPUB TOC

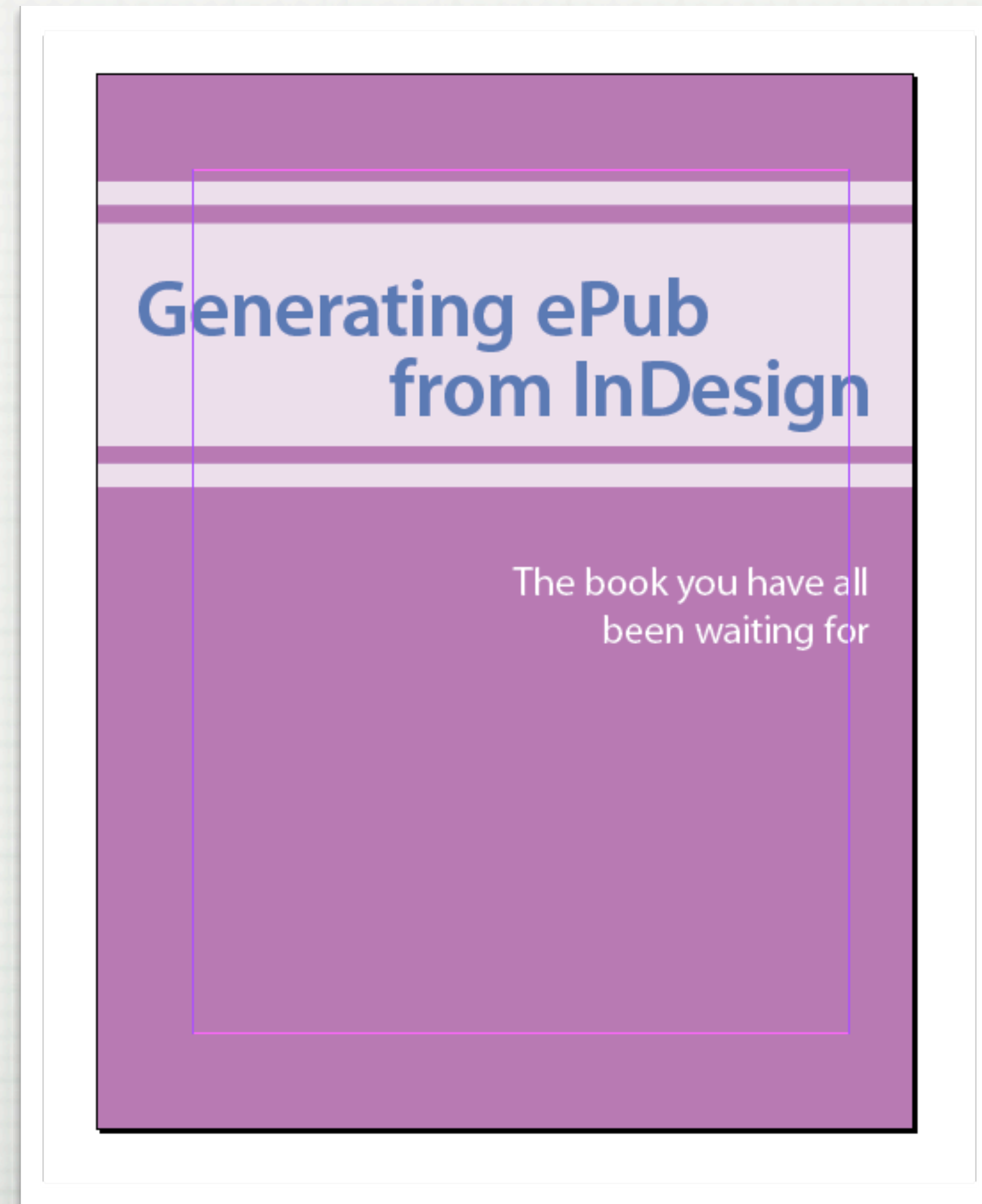
USE INDESIGN'S BUILT-IN
TABLE OF CONTENTS
GENERATOR TO SET UP
YOUR EPUB TOC

(WITHIN THE STYLE SOURCE)

The screenshot shows the 'Edit Table of Contents Style' dialog box. At the top, the title bar reads 'Edit Table of Contents Style'. Below the title bar, there are three fields: 'TOC Style:' with the value 'ePub_TOC', 'Title:' which is empty, and 'Style:' with a dropdown menu showing '[No Paragraph Style]'. To the right of these fields are three buttons: 'OK', 'Cancel', and 'More Options'. Below these fields is a section titled 'Styles in Table of Contents'. This section contains two lists: 'Include Paragraph Styles:' and 'Other Styles:'. The 'Include Paragraph Styles:' list contains 'ChapterLabel', 'ChapterTitle', 'HeadA', and 'HeadB', with 'ChapterLabel' selected. The 'Other Styles:' list contains '[No Paragraph Style]', 'Body', 'BulletedList', 'Figure_Caption', and 'Figure_Holder'. Between these two lists are two buttons: '<< Add' and 'Remove >>'. Below the 'Styles in Table of Contents' section is a section titled 'Style: ChapterLabel'. This section contains a dropdown menu for 'Entry Style:' with the value '[Same style]'. Below the 'Style: ChapterLabel' section is a section titled 'Options'. This section contains three checkboxes: 'Create PDF Bookmarks' (checked), 'Replace Existing Table of Contents' (unchecked), and 'Include Book Documents (ID2ePub.indb)' (checked). Below the checkboxes is a dropdown menu for 'Numbered Paragraphs:' with the value 'Include Full Paragraph'.

INCLUDE A BOOK COVER

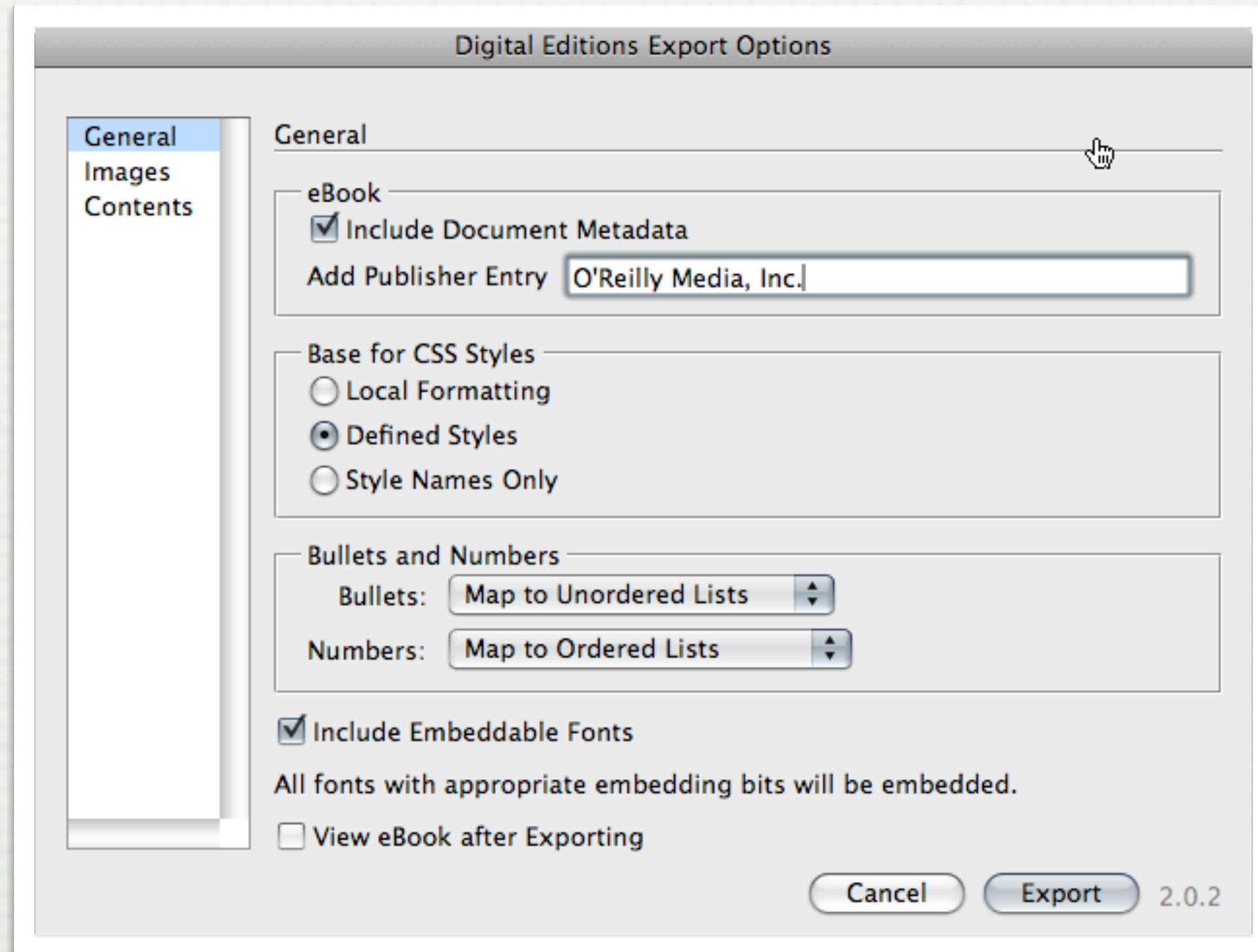
PLACE THE BOOK COVER
IMAGE ONTO THE VERY
FIRST PAGE OF YOUR
DOCUMENT



EXPORTING YOUR DOCUMENT(S) TO EPUB

EPUB EXPORT SETTINGS

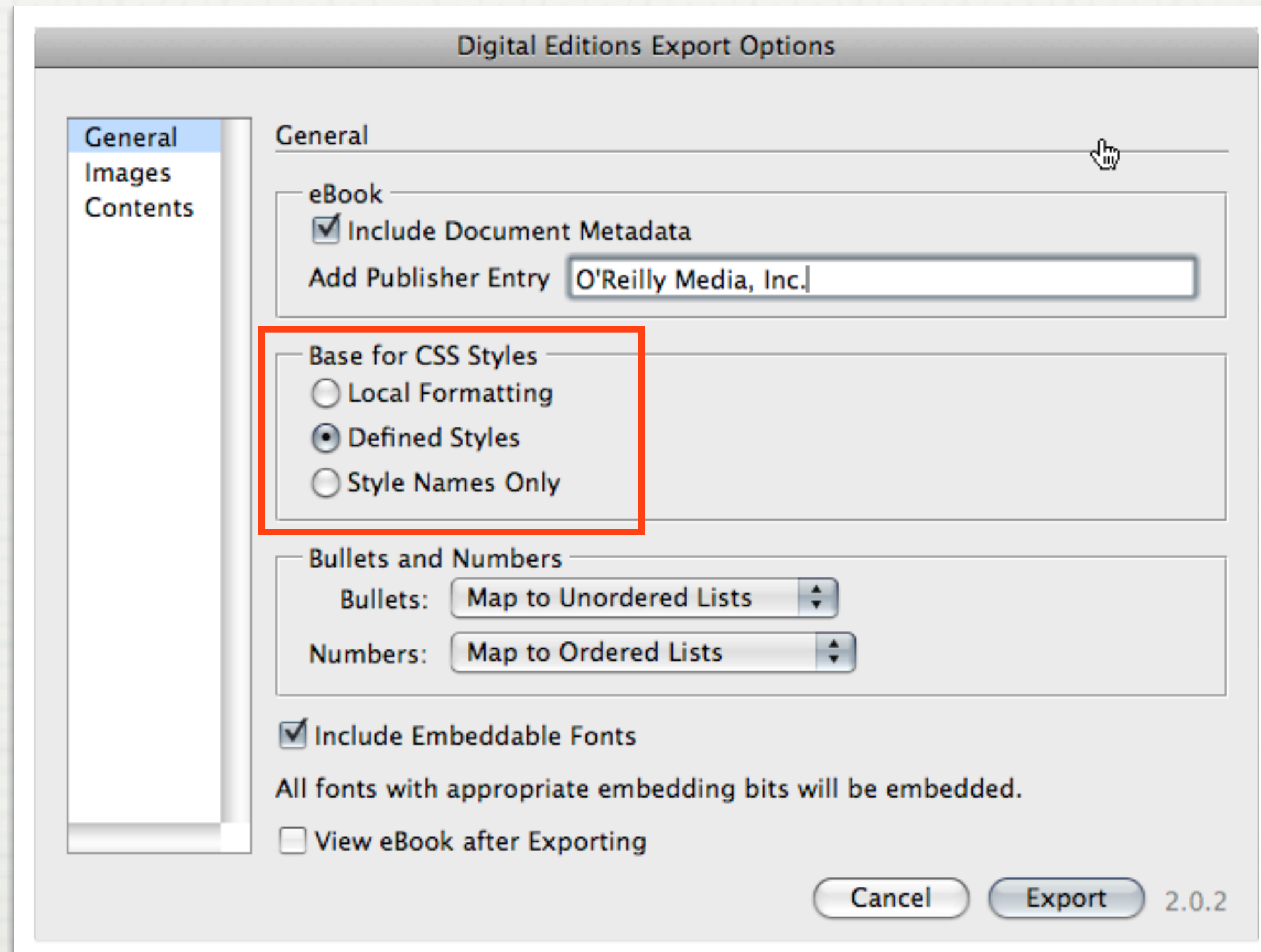
THE GENERAL TAB



EPUB EXPORT SETTINGS

CSS STYLE DIFFERENCES:

- LOCAL FORMATTING:
INCLUDES OVERRIDES
AND MANUAL STYLING
- DEFINED STYLES:
INCLUDES STYLE
INFORMATION
- STYLE NAMES ONLY:
NO STYLE OR FONT INFO



Digital Editions Export Options

General

General

eBook

Include Document Metadata

Add Publisher Entry

Base for CSS Styles

Local Formatting

Defined Styles

Style Names Only

Bullets and Numbers

Bullets:

Numbers:

Include Embeddable Fonts

All fonts with appropriate embedding bits will be embedded.

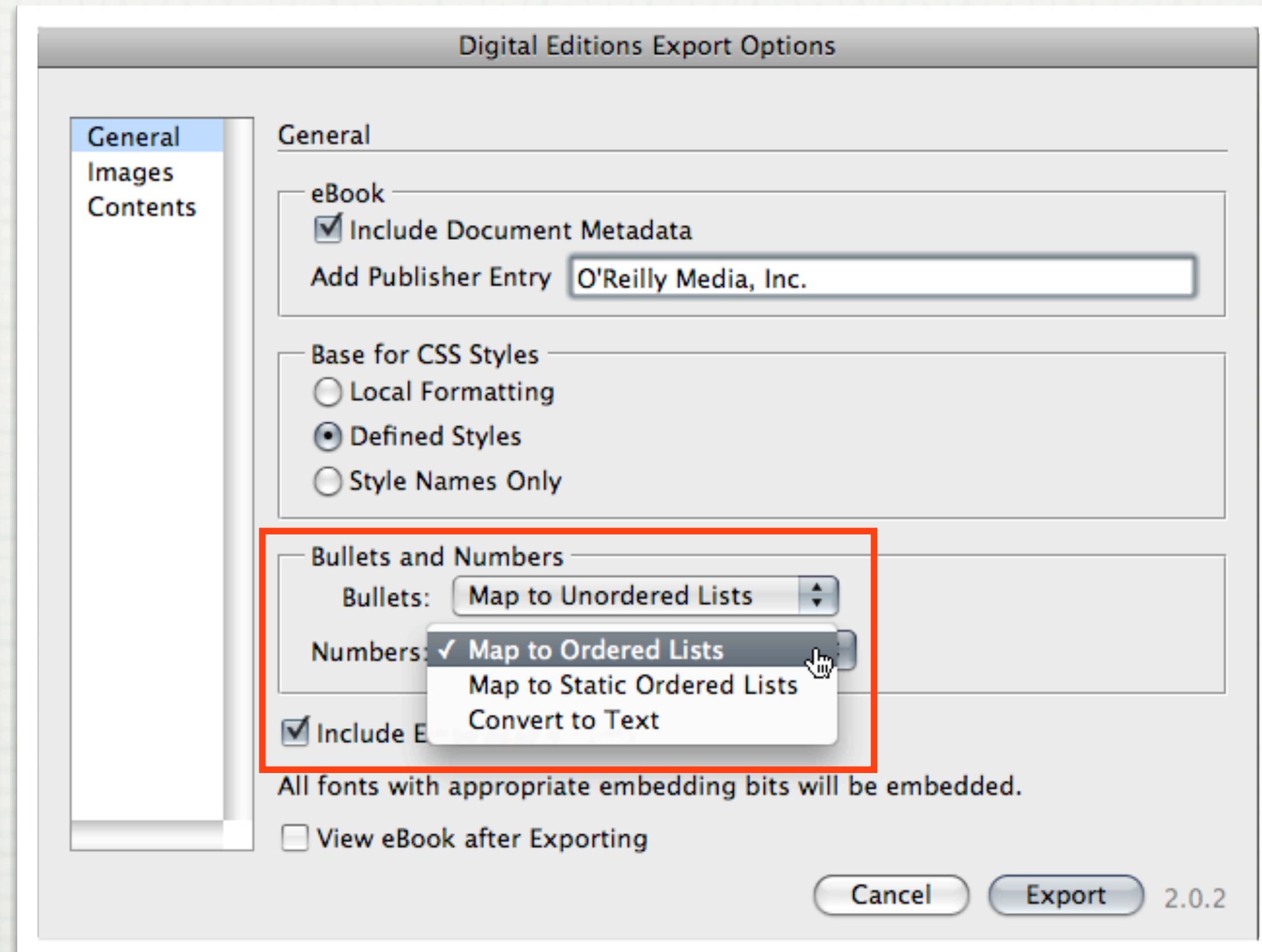
View eBook after Exporting

Cancel Export 2.0.2

EPUB EXPORT SETTINGS

NUMBER DIFFERENCES:

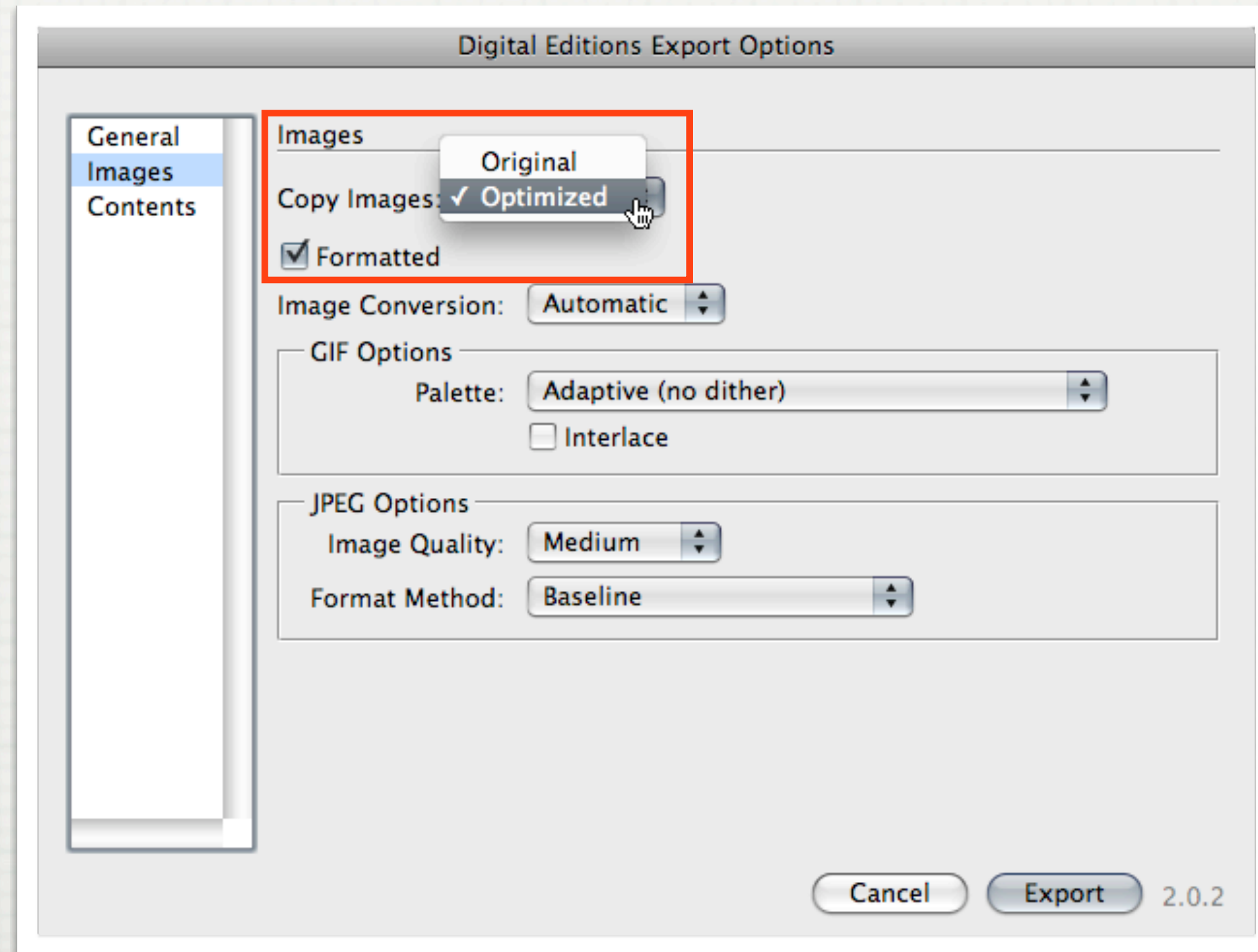
- MAP TO OL:
CONVERTS NUMBERS
TO STANDARD HTML
NUMBERING
- MAP TO STATIC OL:
SAME AS ABOVE, BUT
INCLUDES A "VALUE"
ATTRIBUTE
- CONVERT TO TEXT:
DOES JUST THAT



EPUB EXPORT SETTINGS

COPY IMAGES:

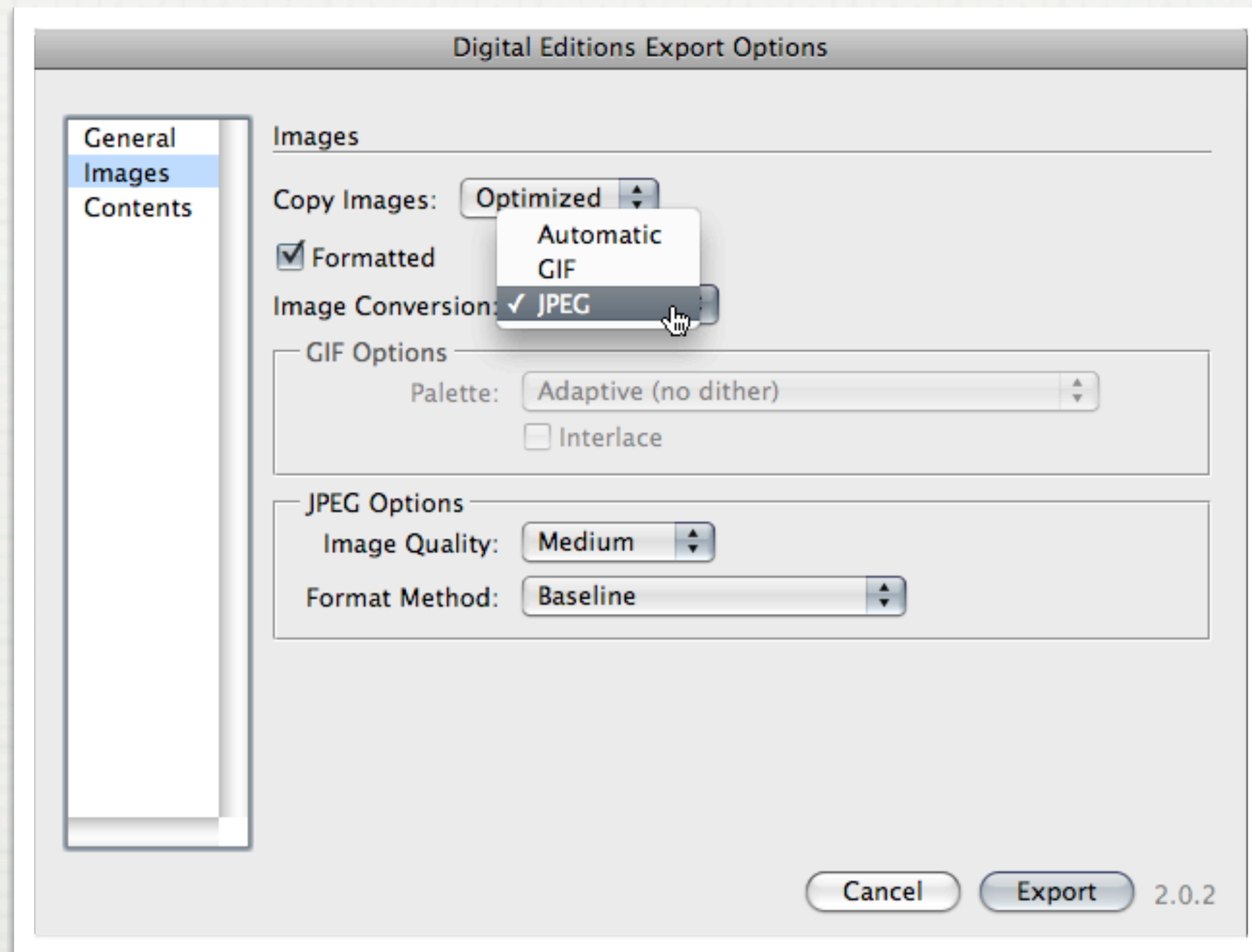
- ORIGINAL:
COPIES ORIGINAL
LINKED IMAGE FILES
INTO EPUB FILE
- OPTIMIZED:
SAVES COMPRESSED
VERSIONS OF IMAGE
FILES BASED ON THE
FOLLOWING SETTINGS



EPUB EXPORT SETTINGS

IMAGE CONVERSION:

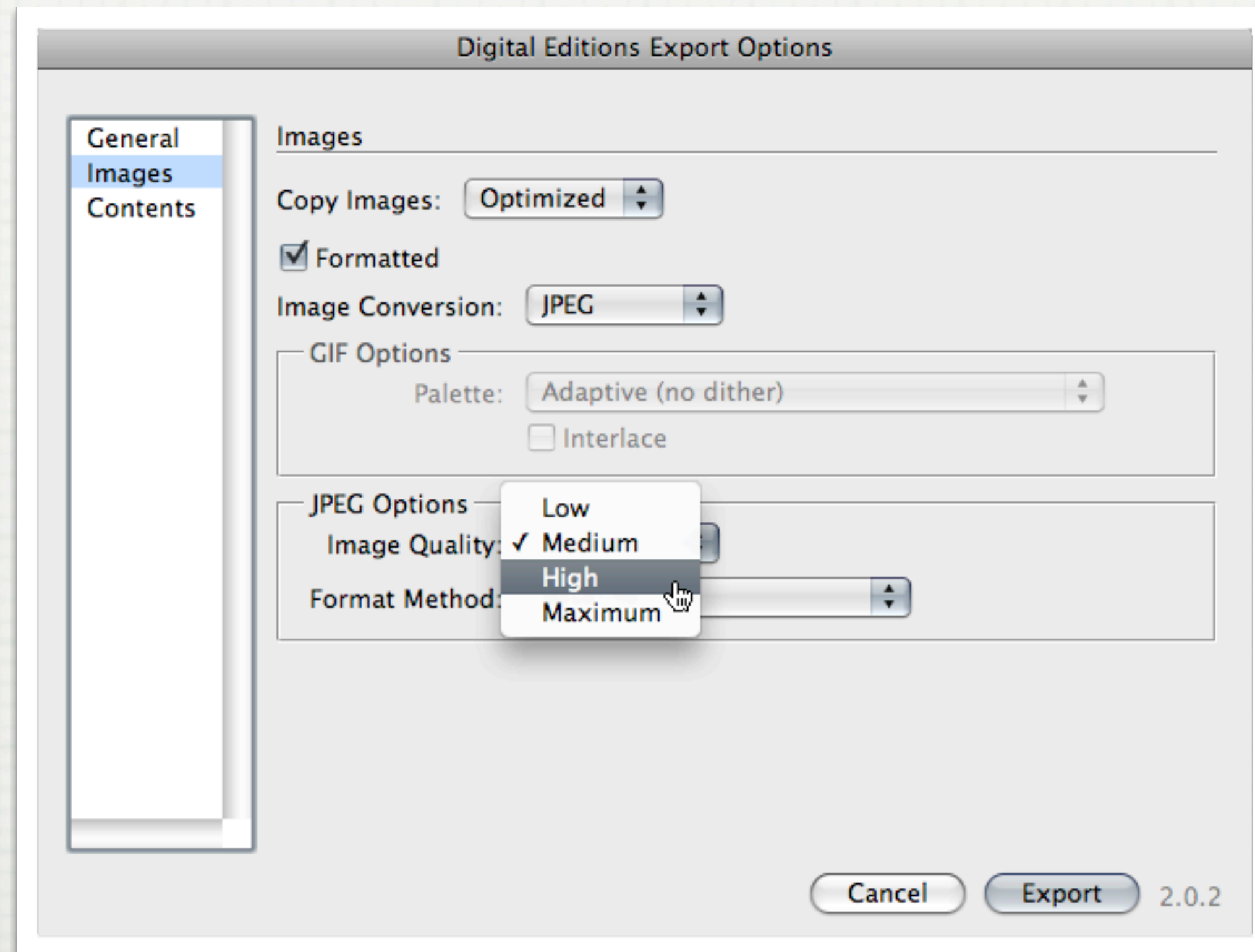
JPEG IS THE BEST OPTION
HERE UNTIL ADOBE
IMPROVES THIS
FUNCTION



EPUB EXPORT SETTINGS

JPEG OPTIONS:

CHOOSE THE BEST
OPTION HERE FOR GOOD
QUALITY WITHOUT
MAKING YOUR EPUB FILE
SIZE TOO LARGE

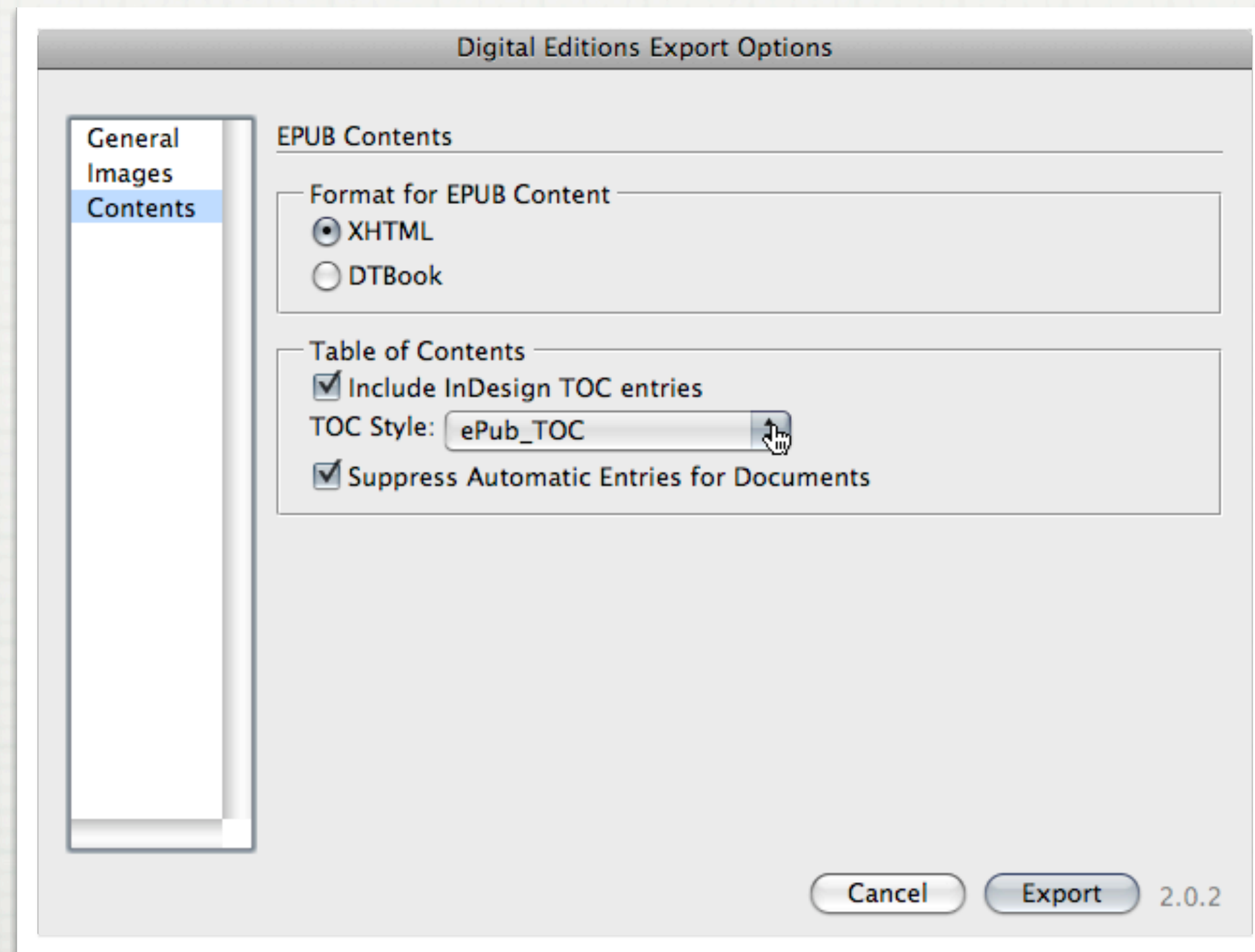


EPUB EXPORT SETTINGS

FORMAT FOR EPUB CONTENT:

XHTML:
STANDARD EPUB
FORMAT FOR BOOKS

DTBOOK:
STANDARD FOR
HEARING IMPAIRED
READERS



WHAT IS NOT INCLUDED IN
YOUR EPUB FILE?

NOT INCLUDED

- MASTER PAGE ELEMENTS: HEADERS, FOOTERS, PAGE NUMBERS, TABS, ETC.
- INDESIGN-GENERATED TOC
- INDESIGN-GENERATED INDEX
- NESTED STYLES
- STYLES THAT LIVE WITHIN A "STYLE GROUP" SUBFOLDER
- ANY ELEMENTS ON THE PASTEBOARD
- FONTS THAT ARE NOT OTF OR TT (OR DO NOT HAVE THE NECESSARY EMBEDDABLE BITS)
- ANY OUTLINES THAT ARE CREATED WITHIN THE INDESIGN DOCUMENT (IE. LINES AND SHAPES)

LET'S GET STARTED